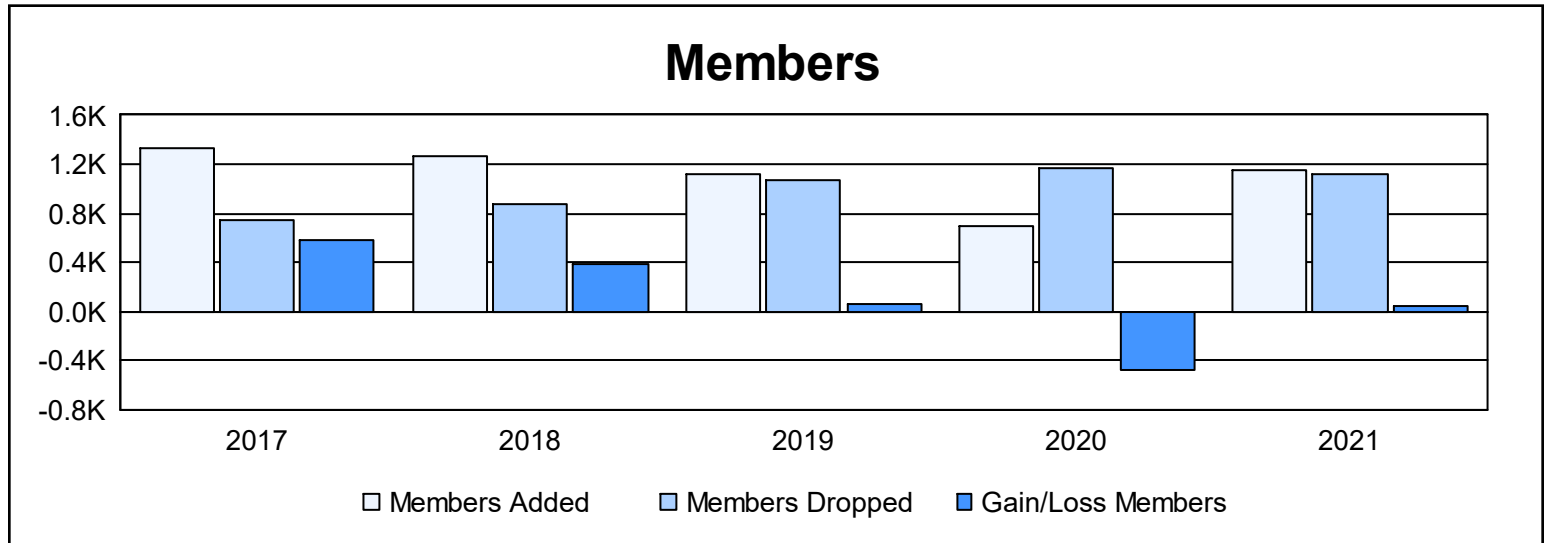
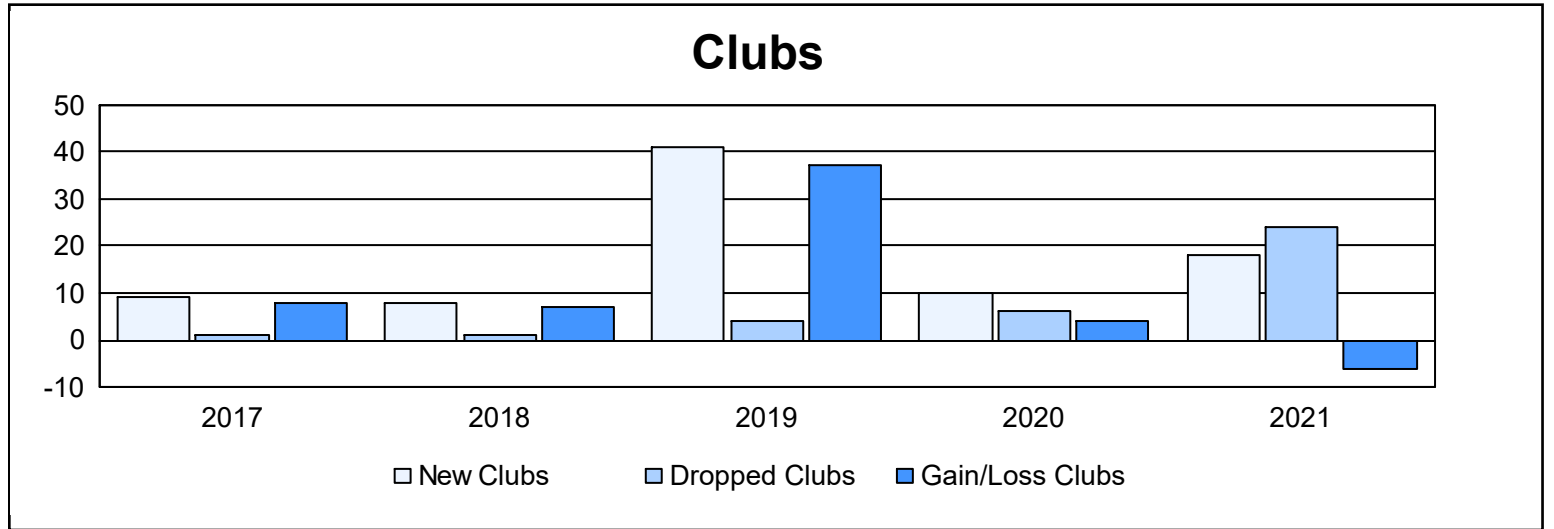
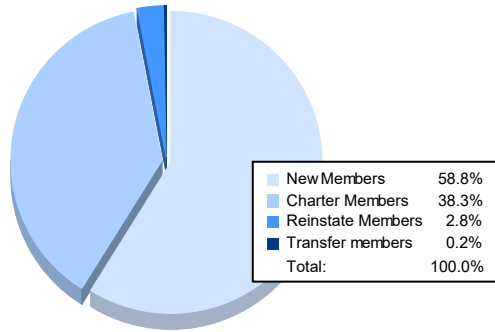


| Year | New Clubs | Dropped Clubs | Gain/ Loss Clubs | New Members | Charter Members | Reinstate Members | Transfer Members | Total Member Added | Total Members Dropped | Gain/ Loss Members |
|----------------|-----------|---------------|------------------|-------------|-----------------|-------------------|------------------|--------------------|-----------------------|--------------------|
| 2016-2017 | 9 | 1 | 8 | 910 | 334 | 79 | 13 | 1,336 | 747 | 589 |
| 2017-2018 | 8 | 1 | 7 | 890 | 307 | 61 | 13 | 1,271 | 878 | 393 |
| 2018-2019 | 41 | 4 | 37 | 481 | 572 | 59 | 11 | 1,123 | 1,070 | 53 |
| 2019-2020 | 10 | 6 | 4 | 332 | 276 | 80 | 7 | 695 | 1,174 | -479 |
| 2020-2021 | 18 | 24 | -6 | 676 | 440 | 32 | 2 | 1,150 | 1,113 | 37 |
| Average | 17 | 7 | 10 | 658 | 386 | 62 | 9 | 1,115 | 996 | 119 |



Membership Composition June 2021 Cumulative



Gender Composition June 2021 Cumulative

